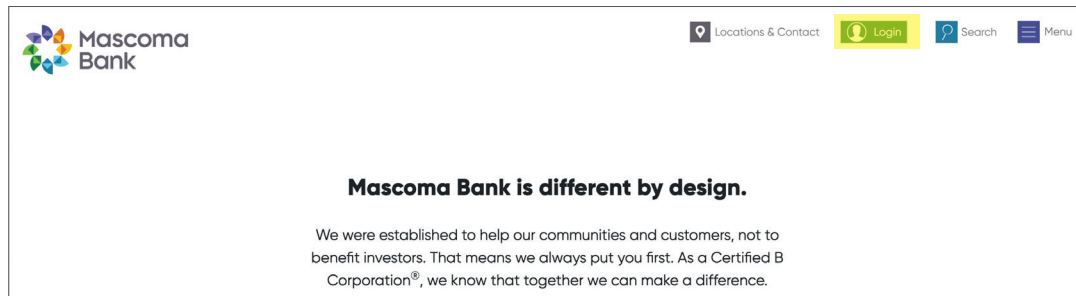


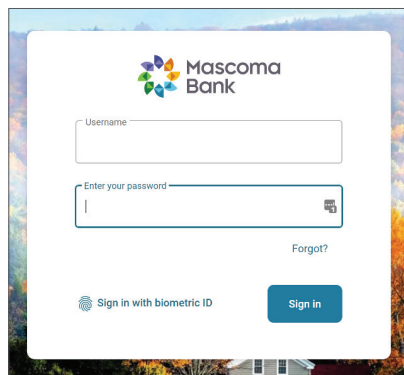
Change your username for Mascoma Bank Digital Banking

1

Visit MascomaBank.com and click the green [Login](#) button at the top of your screen.

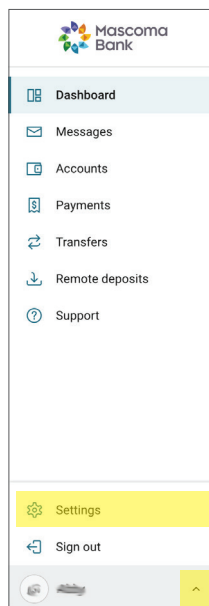


2



Log in to your account.

3



From your dashboard, click the arrow beside your name in the bottom left of your screen and select "Settings." Click "Security." Click "Edit" beside your Username. You will need to re-enter your password before updating your Username.

