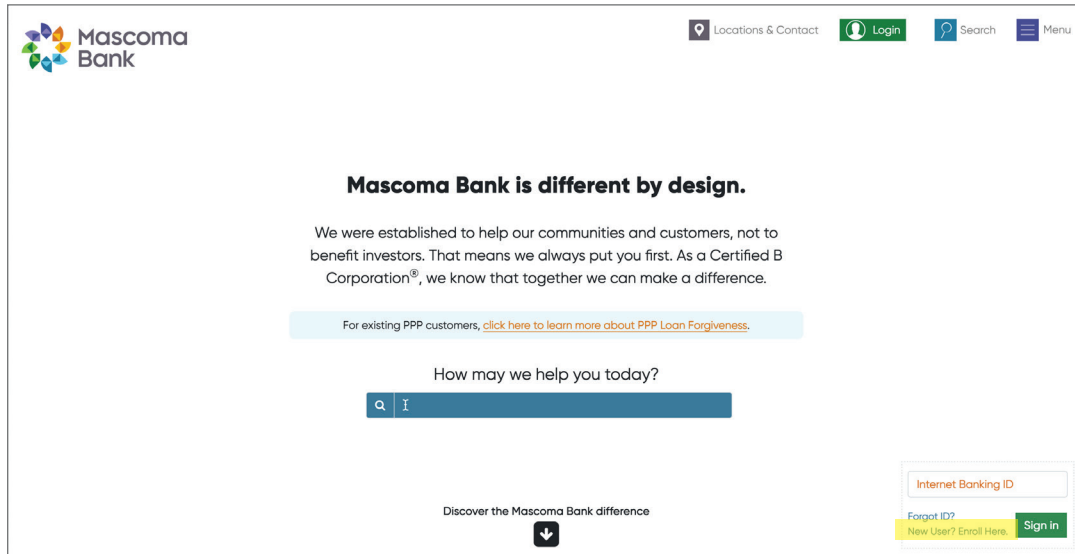


Enroll in Mascoma Bank Digital Banking

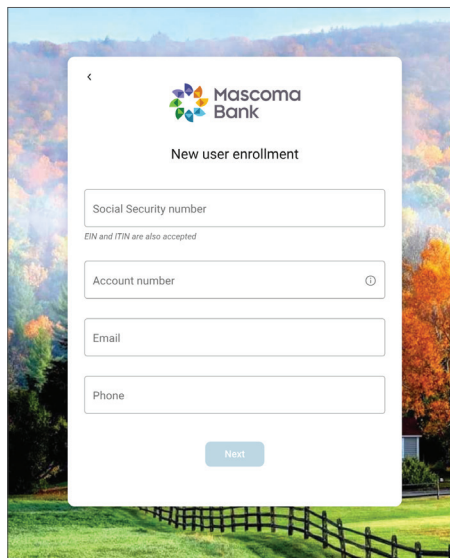
Securely access all of your Mascoma Bank accounts and pay all of your bills any time of day or night from the convenience of your home, office, or anywhere you can get online.

1

Visit MascomaBank.com and click the [New User? Enroll Here](#) link located in the lower right corner of your screen.



2



Fill in the new user enrollment form and click "Next."

You will need your:

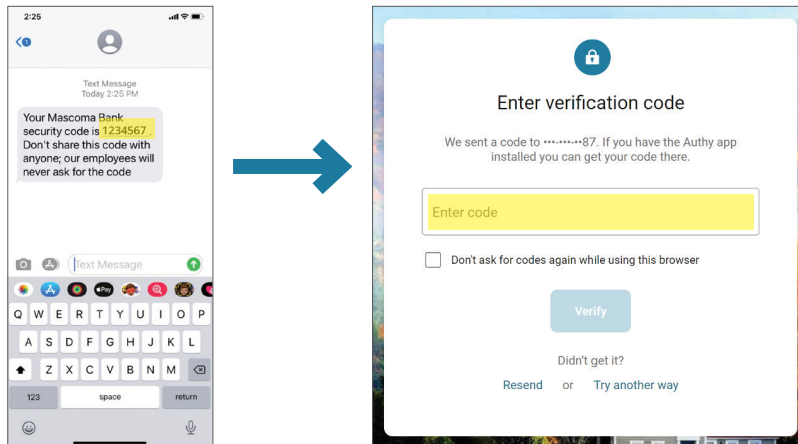
- Social Security number
- bank account number
- email address*
- phone number*

*Email and phone will be used for multifactor identification.



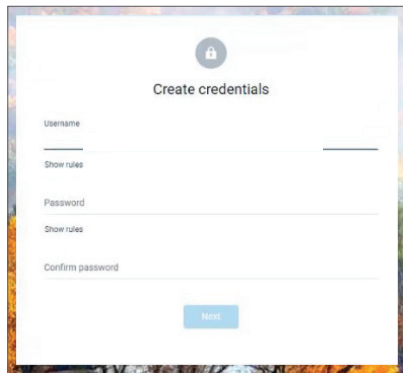
3

Enter the verification code you receive at the phone number you provided in the enrollment form and click "Verify."



4

Create a username and password. Click "Next."



5

Log in to your account.

